

Report on Spending of the Pupil Premium and impact

2013 – 2014

Pupil Premium 2013/2014	
Number of pupils eligible	425
Amount received per pupil	£900
TOTAL PP received	£404,800 including Summer School

What did we focus on and how did it support students eligible for Pupil Premium?

Key objectives:

- 1 Improve the literacy of disadvantaged students and bring their levels in line with age related expectations.
- 2 To secure a basic level of entitlement to IT for all disadvantaged students to ensure they can access a range of learning resources both at home and school.
- 3 Plan programmes of Targeted Support to ensure disadvantaged students achieved core performance indicators.

Key Expenditure

Objective 1	62,439.00
Objective 2	129,571.00
Objective 3	212,790.00
Total	404,801.00

Objective 1

Improve literacy of disadvantaged students and bring their levels in line with age related expectations.

Key Strategies

- Literacy coaches
- Accelerated Reader Programme
- Summer School

Objective 2

To secure a basic level of entitlement to IT for all disadvantaged students to ensure they can access a range of Teaching and Learning resources both at home and school.

Key Strategies

- All disadvantaged students received a free iPad, Case and Key Apps. Insurance, maintenance and replacement policy and practice in place to ensure disadvantaged students have access to this technology at both home and school.

Objective 3

Plan programmes of Targeted Support to ensure disadvantaged students achieve core performance indicators.

Key Strategies

- 1v1 tutoring for disadvantaged students
- Hove Park BAcc – providing support for students across all subjects at KS3
- Lead Lessons – master classes led by senior members of department in Core Subjects
- Study Support classes in Year 11 – for all disadvantaged students who are off-track to achieve 5EM
- Pre-exam Cramming at Plumpton College
- Mentoring from members of the Senior Leadership Team
- Free revision materials for disadvantaged students
- Free Half-term and Easter revision classes
- Rewards – 10 for 10 scheme at Year 11, rewarding students who attend revision sessions
- Forest School

How did it make a difference?

GCSE 2012-2014 (Validated Data E6)

Percentage of pupils attaining 5 or more A* - C GCSEs (or equivalent) including English and Maths at Key Stage 4

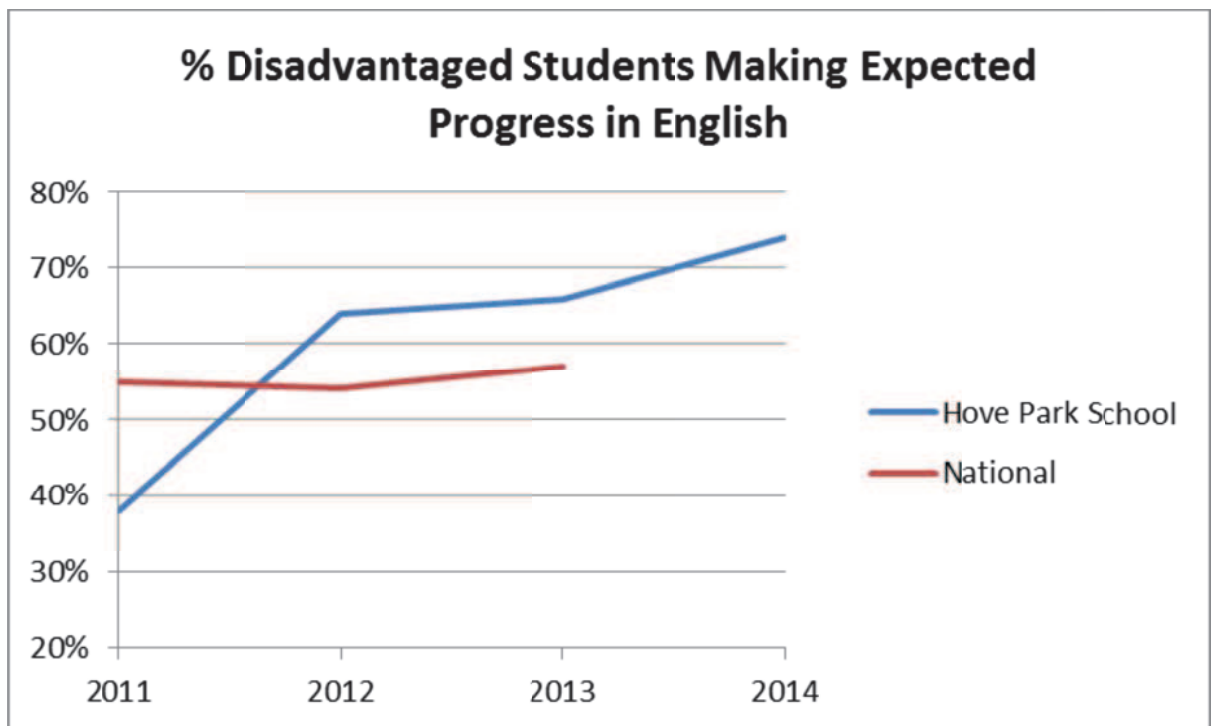
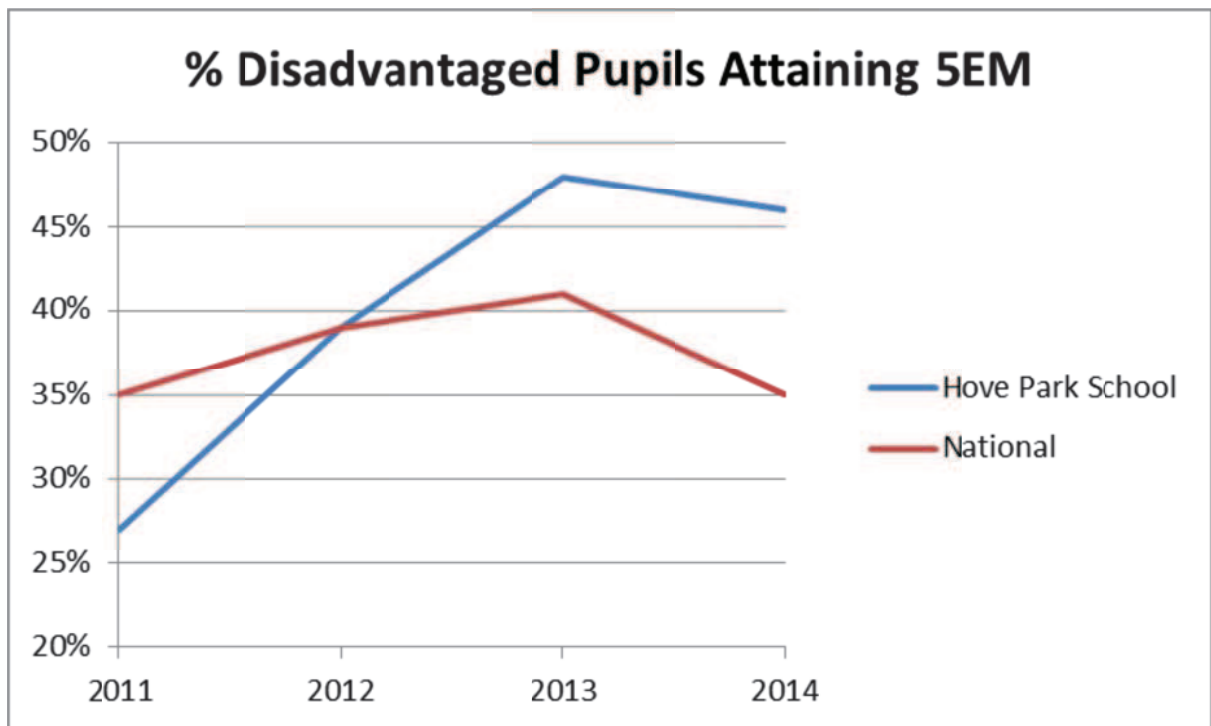
	2012				2013				2014			
	Cohort	School	Nat non FSM	Diff	Cohort	School	Nat non FSM	Diff	Cohort	School	Nat non FSM	Diff
All Pupils	287	61	64	-3	293	65	67	-2	289	61		
CLA/FSM	95	39	64	-25	91	48	67	-19	78	45		
Non CLA/FSM	192	71	64	7	202	72	67	5	211	67		
Within School Gap		-32				-24				-22		

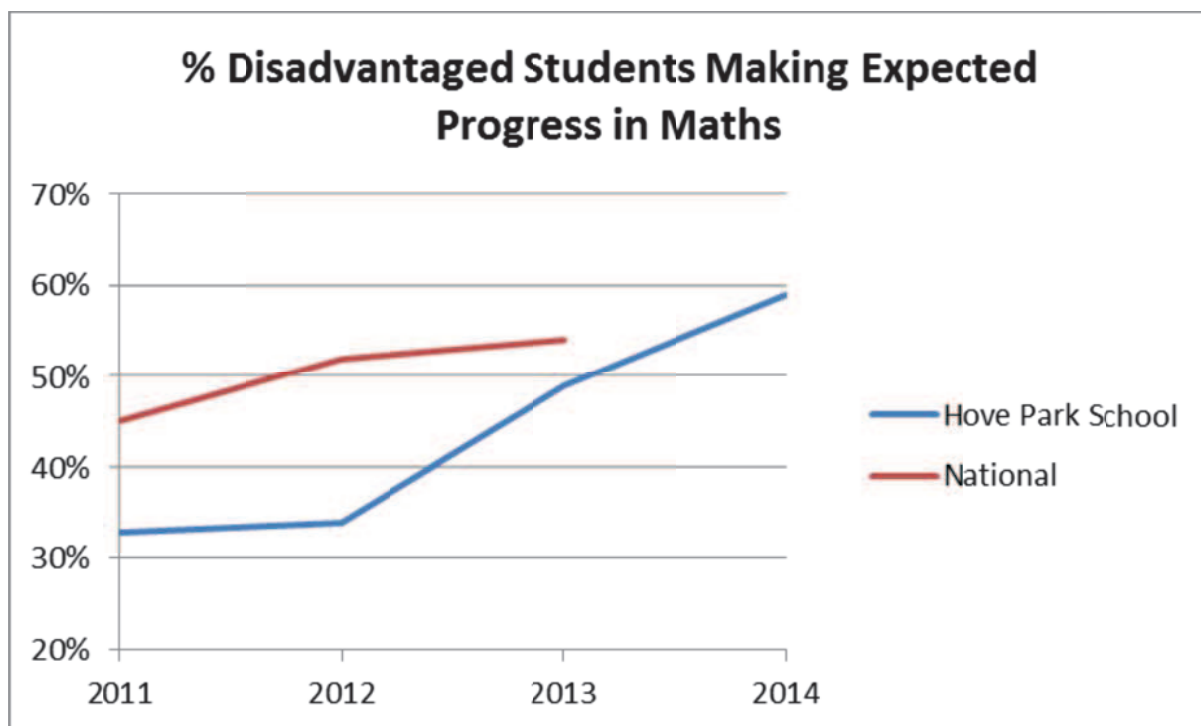
Percentage of pupils achieving expected progress in English at Key Stage 4

	2012				2013				2014			
	Cohort	School	Nat non FSM	Diff	Cohort	School	Nat non FSM	Diff	Cohort	School	Nat non FSM	Diff
All Pupils	269	75	72	3	268	76	74	2	283	80		
CLA/FSM	89	64	72	-8	82	66	74	-8	77	73		
Non CLA/FSM	180	80	72	8	186	81	74	7	206	83		
Within School Gap		-16				-15				-10		

Percentage of pupils achieving expected progress in mathematics at Key Stage 4

	2012				2013				2014			
	Cohort	School	Nat non FSM	Diff	Cohort	School	Nat non FSM	Diff	Cohort	School	Nat non FSM	Diff
All Pupils	267	56	73	-17	269	64	76	-12	282	68		
CLA/FSM	89	34	73	-39	84	49	76	-27	76	54		
Non CLA/FSM	178	67	73	-6	185	70	76	-6	206	74		
Within School Gap		-33				-21				-20		





English - Y11

2012/13

	Number	Avg Lev Prog	No. Making 3 Levels	%	No. Making 4 Levels	%
Whole Cohort	266	2.77	205	77.1%	77	28.9%
Pupil Premium	81	2.05	54	66.7%	12	14.8%
Non Pupil Premium	184	3.11	151	82.1%	65	35.3%
Within School Gap		-1.06		-15.4%		-20.5%

2013/14

	Number	Avg Lev Prog	No. Making 3 Levels	%	No. Making 4 Levels	%
Whole Cohort	282	3.07	226	80.1%	87	30.9%
Pupil Premium	77	2.88	56	72.7%	19	24.7%
Non Pupil Premium	204	3.15	170	83.3%	68	33.3%
Within School Gap		-0.27		-10.6%		-8.7%

Maths - Y11

2012/13

	Number	Avg Lev Prog	No. Making 3 Levels	%	No. Making 4 Levels	%
Whole Cohort	269	2.42	169	62.8%	55	20.4%
Pupil Premium	83	1.73	40	48.2%	10	12.0%
Non Pupil Premium	182	2.79	129	70.9%	45	24.7%
Within School Gap		-1.06		-22.7%		-12.7%

2013/14

	Number	Avg Lev Prog	No. Making 3 Levels	%	No. Making 4 Levels	%
Whole Cohort	287	2.69	196	68.3%	92	32.1%
Pupil Premium	77	2.03	41	53.2%	20	26.0%
Non Pupil Premium	209	2.94	155	74.2%	72	34.4%
Within School Gap		-0.92		-20.9%		-8.5%

Pupil Premium 2014/2015	
Number of pupils eligible	411
Amount received per pupil	£900
TOTAL PP received	£407,910.00 (including summer school)

What are we going to focus on and how will it support students eligible for Pupil Premium?

Pupil Premium 2014/2015
The 4 key objectives:
1 Raise the aspirations and expectations of disadvantaged students.
2 Reduce the within-school 5EM Gap (currently 22%)
3 Embed Vulnerability index and Resilience toolkit to identify and support disadvantaged students
4 Develop Learning Transformation to ensure all disadvantaged students have access to high quality teaching and support for their learning through 1v1 devices.

Planned Key Expenditure

Objective 1	53,000.00
Objective 2	216,171.00
Objective 3	46,000.00
Objective 4	92,482.00
Total	407,953.00

Objective 1

Raise aspirations and expectations of disadvantaged students.

Key Strategies

- Introduce Closing the Gap Department Champions
- Whole Education Enquiry project
- Pupil Progress reviews (y9)
- Subject Peer Tutoring programme
- Literacy coaches

Objective 2

Reduce the within school 5EM gap (currently 22%)

Key Strategies

- Pupil Premium review
- Targeted support programmes
- KS5 Peer Tutoring programme
- Pupil Progress reviews (y11)

Objective 3

Embed Vulnerability Index / Pyramid of Need to identify and support key students

Key Strategies

- Embed new Vulnerability Index (VI)
- Introduce Resilience Toolkit into tutor programme
- Initiate Provision Tracker
- Initiate Inclusion Panel meetings

Objective 4

Develop Learning Transformation to ensure all disadvantaged students have access to high quality teaching and support for their learning through 1v1 devices.

Key Strategies

- All disadvantaged students received a free iPad, Case and Key Apps. Insurance, maintenance and replacement policy and practice in place to ensure disadvantaged students have access to this technology at both home and school.

